



Please Note:



The artwork on the following pages may be cut out or photocopied for your personal use. The templates or artwork may not be altered or remixed for commercial purposes or for sale. The templates and artwork have been hand drawn and may contain slight imperfections.

©2023 Greenbelly Studios

Please contact us with any questions or concerns.

Author/Artist Tricia Jacobs
@ Greenbelly Studios
More on our website at:
www.JournalWorkshop.Trade



● Project 6

◆ POINSETTIA
JOURNAL PAGE

Create a beautiful journal page featuring this
traditional Christmas flower

www.JournalWorkshop.Trade • [@GreenbellyStudios](https://www.instagram.com/GreenbellyStudios)
• [@JunkJournalWorkshop](https://www.instagram.com/JunkJournalWorkshop)

Project 6



◆ POINSETTIAS

Traditionally come in three colors;
red, white, and variegated.

Originally from Mexico and South America,
Poinsettias bloom in December in hot
climates.




For the purpose of this book, we will be
drawing poinsettias on our journal page.
This can be done by using a template,
drawing or painting the flower from
our tutorial, cutting the page from
this book (print version), or by down-
loading and printing the artwork from
our website:

www.JournalWorkshop.Trade • @GreenbellyStudios

• @JunkJournalWorkshop


Project 6

◆ POINSETTIAS



Project 6

◆ POINSETTIAS




Project 6

◆ POINSETTIAS

Journal Page

Now that you know how to draw poinsettias, you can create a wreath for your journal page. If drawing isn't your thing, that's ok! You can download and print the digital file from our website, Etsy shop, or cut out the artwork in this book from the following pages (print book only).



Begin by drawing a circle the size of the wreath you would like to create.

POINSETTIAS

Journal Page

